

TM 11-6625-672-24P

TECHNICAL MANUAL

**ORGANIZATIONAL, DIRECT SUPPORT, AND
GENERAL SUPPORT MAINTENANCE REPAIR PARTS AND SPECIAL TOOLS LISTS
(INCLUDING DEPOT MAINTENANCE REPAIR PARTS AND SPECIAL TOOLS)**

FOR

**HIGH GAIN DIFFERENTIAL PREAMPLIFIER VERTICAL
CHANNEL OSCILLOSCOPE SUBASSEMBLIES**

AM-3567/USM (NSN 6625-00-964-9680)

AND

AM-3567A/USM (NSN 6625-00-832-5214)

HEADQUARTERS, DEPARTMENT OF THE ARMY

JANUARY 1977

TECHNICAL MANUAL }
NO. 11-6625-672-24P }

HEADQUARTERS
DEPARTMENT OF THE ARMY
WASHINGTON, DC, 17 January 1977

**ORGANIZATIONAL, DIRECT SUPPORT, AND
GENERAL SUPPORT MAINTENANCE REPAIR PARTS AND SPECIAL TOOLS LIST
(INCLUDING DEPOT MAINTENANCE REPAIR PARTS AND SPECIAL TOOLS)
FOR
HIGH GAIN DIFFERENTIAL PREAMPLIFIER VERTICAL CHANNEL
OSCILLOSCOPE SUBASSEMBLIES AM-3567/USM
(NSN 6625-00-964-9680)
AND
AM-3567A/USM (NSN 6625-00-832-5214)**

Current as of 2 November 1976

REPORTING OF ERRORS
You can improve this manual by recommending improvements using DA Form 2028-2 (Test) located in the back of the manual. Simply tear out the self addressed form, fill it out as shown on the sample, fold it where shown, and drop it in the mail.
If there are no blank DA Form 2028-2 (Test) in the back of your manual, use the standard DA Form 2028 (Recommended Changes to Publications and Blank Forms) and forward to the Commander, US Army Electronics Command, ATTN: DRSEL-MA-Q, Fort Monmouth, New Jersey 07703.
In either case a reply will be furnished direct to you.

TABLE OF CONTENTS

SECTION		Page	Illus Figure
	I. Introduction	1	
	II. Repair parts list	5	
Group	00 AM-3567-USM and AM-2567A-USM	5	1
SECTION	III. Special tool list (Not applicable)		
	IV. National stock number and part number index	8	

* This manual supersedes so much of TM-11-6625-672-15, 20 July 1960, as pertains to repair parts and special tools list

SECTION I INTRODUCTION

This manual lists repair parts and special tools required for performance of organizational, direct support, and general support maintenance of the AM-3567/USM and AM-3567A/USM.

2. General

This Repair Parts and Special Tools List is divided into the following sections:

a. Section II. Repair Parts List. A list of repair parts authorized for use in the performance of maintenance. This list also includes parts which must be removed for replacement of the authorized parts. Parts lists are composed of functional groups in ascending numerical sequence, with the parts in each group listed in figure and item number sequence.

b. Section III. Special Tools List. Not applicable.

c. Section IV. National Stock Number and Part Number Index. A list, in ascending National item identification number (NIIN, last 9 digits) sequence, of all National stock numbers appearing in the listings, followed by a list, in alphabetic sequence, of all part numbers appearing in the listings. National stock number and part numbers are cross-referenced to each illustration figure and item number appearance.

3. Explanation of Columns

The following provides an explanation of columns found in the tabular listings:

a. Illustration. This column is divided as follows:

(1) *Figure number.* Indicates the figure number of the illustration in which the item is shown.

(2) *Item number.* The number used to identify each item called out in the illustration.

b. Source, Maintenance, and Recoverability Codes (SMR).

(1) *Source code.* Source codes are assigned to support items to indicate the manner of acquiring support items for maintenance, repair, or overhaul of end items. Source codes are entered in the first and second positions of the Uniform SMR Code Format as follows:

<i>Code</i>	<i>Definition</i>
PA -	Item procured and stocked for anticipated or known usage.
XD -	A support item that is not stocked. When required, item will be procured through normal supply channels.

NOTE

Cannibalization or salvage may be used as a source of supply for any items source coded above except those coded XA, XD, and aircraft support items as restricted by AR 700-42.

(2) *Maintenance code.* Maintenance codes are assigned to indicate the levels of maintenance authorized to USE and REPAIR support items. The maintenance codes are entered in the third and fourth positions of the Uniform SMR Code format as follows:

(a) The maintenance code entered in the third position will indicate the lowest maintenance level authorized to remove, replace, and use the support item. The maintenance code entered in the third position will indicate one of the following levels of maintenance:

<i>Code</i>	<i>Application/Explanation</i>
O -	Support item is removed, replaced, used at the organizational level.
D -	Support items that are removed, replaced, used at depot, mobile depot, specialized repair activity only.

(b) The maintenance code entered in the fourth position indicates whether the item is to be repaired and identifies the lowest maintenance level with the capability to perform complete repair (i.e., all authorized maintenance functions). This position will contain one of the following maintenance codes:

<i>Code</i>	<i>Application/Explanation</i>
D -	The lowest maintenance level capable of complete repair of the support item is the depot level.
z -	Nonreparable. No repair is authorized.

(3) *Recoverability code.* Recoverability codes are assigned to support items to indicate the disposition action-on unserviceable items. The recoverability code is entered in the fifth position of the Uniform SMR Code format as follows:

<i>Recoverability code</i>	<i>Definition</i>
Z -	Nonreparable item. When unserviceable, condemn and dispose at the level indicated in position 3.
L -	Reparable item. Repair, condemnation, and disposal not authorized below depot/specialized repair activity level.

c. National Stock Number. Indicates the National stock number assigned to the item and will be used for requisitioning purposes.

* TM 11-6625-672-24P

d. *Part Number.* Indicates the primary number used by the manufacturer (individual, company, firm, corporation, or Government activity), which controls the design and characteristics of the item by means of its engineering drawings, specifications standards, and inspection requirements, to identify an item or range of items.

NOTE

When a stock numbered item is requisitioned, the repair part received may have a different part number than the part being replaced.

e. *Federal Supply Code for Manufacturer (FSCM).* The FSCM is a S-digit numeric code listed in SB 708-42 which is used to identify the manufacturer, distributor, or Government agency, etc.

f. *Description.* Indicates the Federal item name and, if required, a minimum description to identify the item.

g. *Unit of Measure (U/M).* Indicates the standard of the basic quantity of the listed item as used in performing the actual maintenance function. This measure is expressed by a two-character alphabetical abbreviation (e.g., ea, in, pr, etc.). When the unit of measure differs from the unit of issue, the lowest unit of issue that will satisfy the required units of measure will be requisitioned.

h. *Quantity Incorporated in Unit.* Indicates the quantity of the item used in the breakout shown on the illustration figure, which is prepared for a functional group, subfunctional group, or an assembly.

4. Special Information

a. Usable on codes are shown in the description column. Uncoded items are applicable to all models. Identification of the usable on codes used in this publication are:

Code	Used on
5C9	AM-3567/USM
3CL	AM-3567A/USM

b. The following publication pertains to the AM-3567/USM and AM-3567A/USM and its components;

TM 11-6625-672-15, High Gain Differential Preamplifier Vertical Channel Oscilloscope Subassemblies AM-3567/USM and AM-3567A/USM.

5. How to Locate Repair Parts

a. When National stock number or part number is unknown.

(1) *First.* Using the table of contents determine the functional group within which the repair part belongs. This is necessary since illustrations are prepared for functional groups and listings are divided into the same groups.

(2) *Second.* Find the illustration covering the functional group to which the repair part belongs.

(3) *Third.* Identify the repair part on the illustration and note the illustration figure and item number of the repair part.

(4) *Fourth.* Using the Repair Parts Listing, find the figure and item number noted on the illustration.

b. When National stock number or part number is known.

(1) *First.* Using the Index of National Stock Numbers and Part Numbers, find the pertinent National stock number or part number. This index is in ascending NIIN sequence followed by a list of part numbers in ascending alphameric sequence, cross-referenced to the illustration figure number and item number.

(2) *Second.* After finding the figure and item number, locate the figure and item number in the repair parts list.

6. Abbreviations

Not applicable.

(Next printed page is 4)

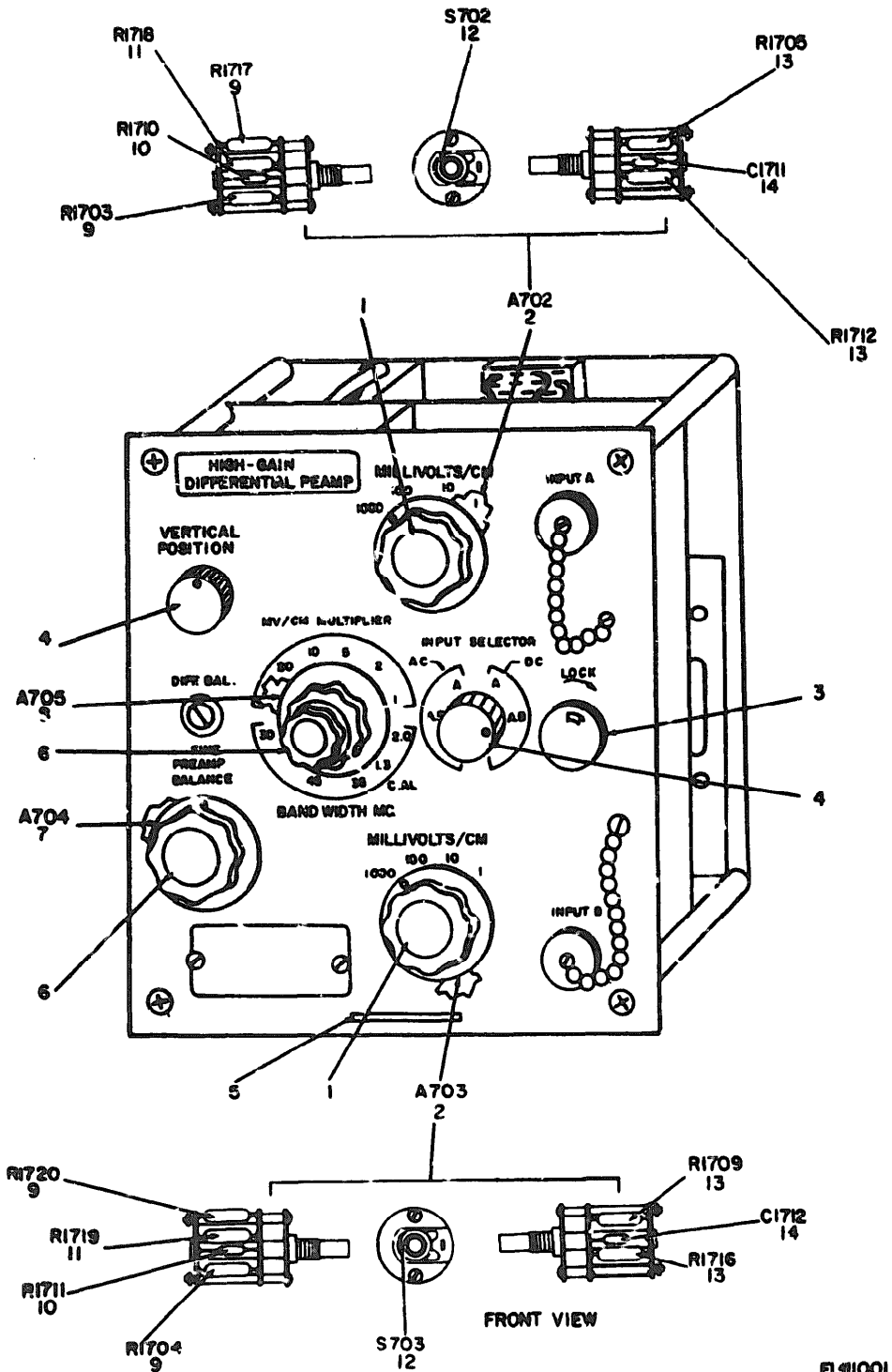


Figure 1. AM-3567/USM and AM-3567A/USM (Sheet 1 of 3).

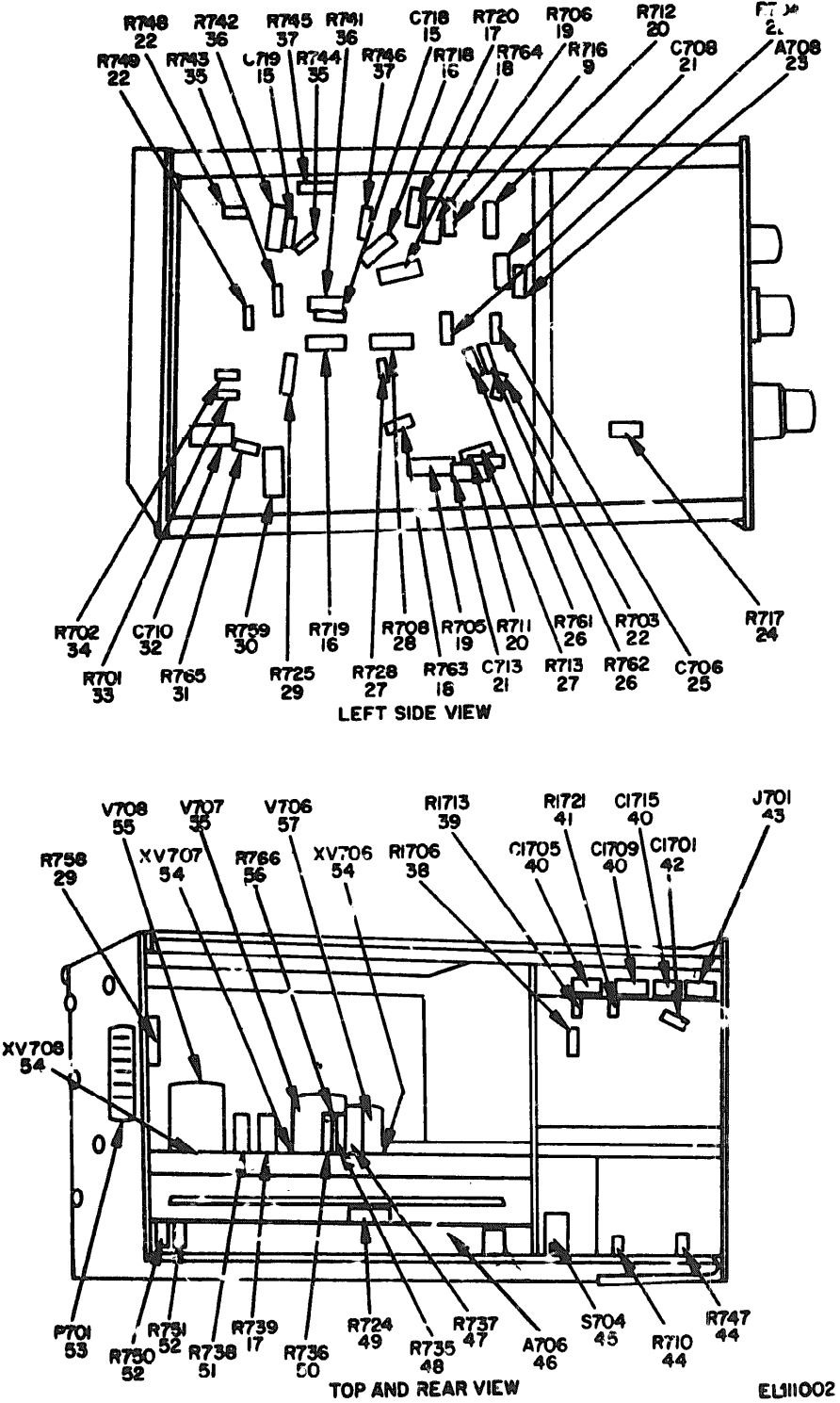
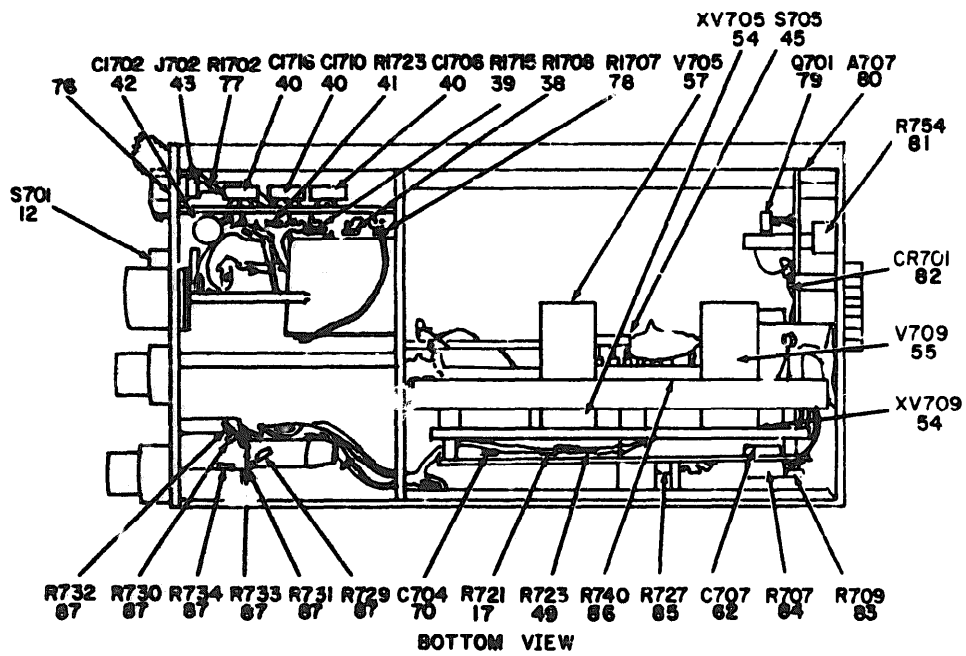
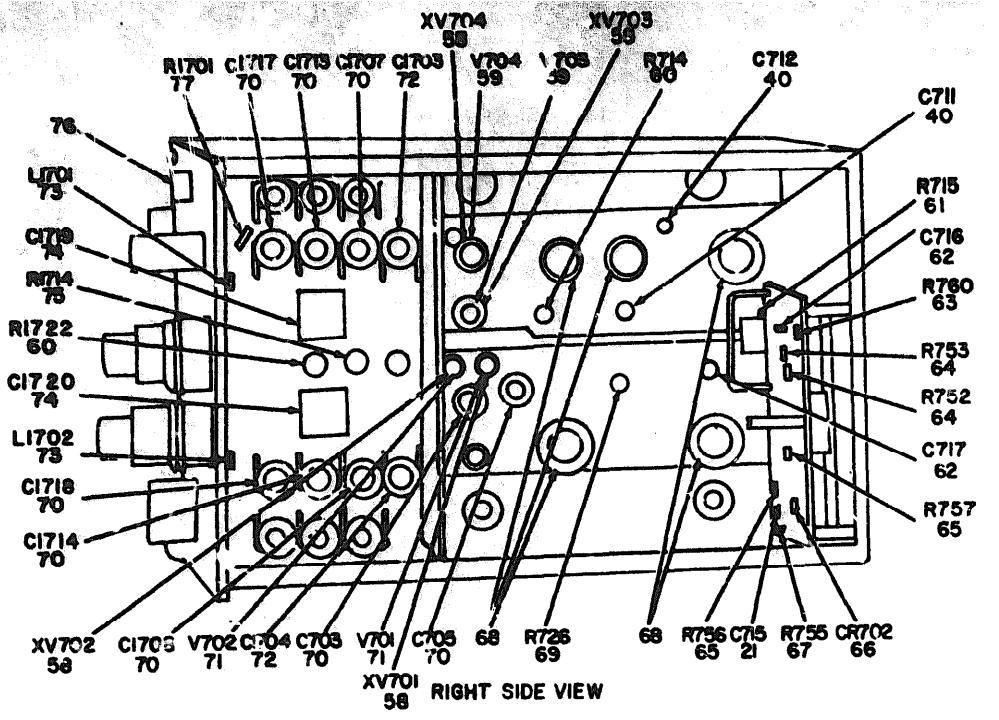


Figure 1. AM-3567/USM and AM-3567A/USM (Sheet 2 of 3).



EL111003

Figure 1. AM-3567/USM and AM-3567A/USM (Sheet 3 of 3).

SECTION II

TM11-6625-672-24P

(1) ILLUSTRATION		(2)	(3)	(4)	(5)	(6)	(7)	(8)
FIG NO.	ITEM NO.	SNR CODE	NATIONAL STOCK NUMBER	PART NUMBER	PSPN	DESCRIPTION	USABLE ON CODE	QTY / INC IN UNIT
						GROUP 00 AM-3567/USM AND AM-3567A/USM		
1	1	PADEE	5355-00-656-1318	11505-87	28569	KNOB		EA 2
1	2	XDDDL		19915-621	28569	SWITCH ASSEMBLY		EA 2
1	3	PADEE	5355-00-771-7871	11505-98	28569	KNOB		EA 1
1	4	PADEE	5355-00-656-1322	11505-90	28569	KNOB		EA 2
1	5	PADEE	5325-00-709-1479	48-10-101-10	94222	LATCH		EA 1
1	6	PADEE	5355-00-656-1319	11505-94	28569	KNOB		EA 2
1	7	XDDDL		19915-622	28569	SWITCH ASSEMBLY		EA 1
1	8	XDDDL		19915-723	28569	SWITCH ASSEMBLY		EA 1
1	9	PADEE	5905-00-539-4565	RN70B1006F	81349	RESISTOR, FIXED, FILM		EA 5
1	10	PADEE	5905-00-767-7583	RL20AD752J	81349	RESISTOR, FIXED, FILM		EA 2
1	11	PADEE	5905-00-542-9791	RN70B1211F	81349	RESISTOR, FIXED, FILM		EA 2
1	12	XDDDE		19112-510	28569	SWITCH, ROTARY		EA 3
1	13	XDDDE		RN70D9003F	81349	RESISTOR, FIXED, FILM		EA 4
1	14	PADEE	5910-00-833-9542	CM15D331JN3	81349	CAPACITOR, FIXED, MICA		EA 2
1	15	PADEE	5910-00-815-4116	CM15C330JN3	81349	CAPACITOR, FIXED, MICA		EA 2
1	16	PADEE	- 5 5 2 - 4 8 3 2	RN70B12127	81349	RESISTOR, FIXED, FILM		EA 2
1	17	PADEE	5905-00-892-6480	RN70B2152F	81349	RESISTOR, FIXED, FILM		EA 3
1	18	PADEE	5905-00-078-8298	RN70D9532F	81349	RESISTOR, FIXED, FILM	3CL	EA 2
1	19	PADEE	5905-00-866-0793	RN/0D1962F	81349	RESISTOR, FIXED, FILM	3CL	EA 2
1	19	PADEE	5905-00-988-0142	RN70D1622F	81349	RESISTOR, FIXED, FILM	5C9	EA 2
1	20	PADEE	5905-00-044-4115	5XM10000	63743	RESISTOR, FIXED, WIRE WOUND		EA 2
1	21	PADEE	5910-00-838-9421	CK60AW102M	81349	CAPACITOR, FIXED, CERAMIC		EA 3
1	22	PADEE	5905-00-252-4018	RC200F470J	81349	RESISTOR, FIXED, COMPOSITION		EA 4
1	23	XDDDL		16375-601	28569	CAPACITOR PLATE ASSEMBLY		EA 1
1	24	PADEE	m - 9 4 9 9	RV4NAYS504A	81349	RESISTOR, VARIABLE		EA 1
1	25	PADEE	5910-00-814-7380	CC50PH4R7D	81349	CAPACITOR, FIXED, CERAMIC		EA 1
1	26	PADEE	5905-00-171-2006	RC20GF271J	81349	RESISTOR, FIXED, COMPOSITION	3CL	EA 2
1	27	PADEE	5905-00-171-2000	RC20GF684K	81349	RESISTOR, FIXED, COMPOSITION		EA 2
1	28	PADEE	5905-00-993-5972	RN70D4222F	81349	RESISTOR, FIXED, FILM	3CL	EA 1
1	28	PADEE	5905-00-988-0149	RN70D9092F	81349	RESISTOR, FIXED, FILM	5C9	EA 1
1	29	PADEE	5905-00-195-5514	RC20GF152K	81349	RESISTOR, FIXED, COMPOSITION		EA 2
1	30	PADEE	5905-00-955-9956	RW57G200	81349	RESISTOR, FIXED, WIRE WOUND		EA 1
1	31	PADEE	5905-00-190-8867	RC20GF202J	81349	RESISTOR, FIXED, COMPOSITION	3CL	EA 1
1	32	PADEE	5910-00-134-9629	C125BN080SP3	81349	CAPACITOR, FIXED, ELECTROLYTIC		EA 1
1	33	PADEE	5905-00-905-0259	RL20AD124J	81349	RESISTOR, FIXED, FILM		EA 1
1	34	PADEE	5905-00-192-0667	RC20GF224J	81349	RESISTOR, FIXED, COMPOSITION		EA 1
1	35	PADEE	5905-00-975-1262	RL32AD333J	81349	RESISTOR, FIXED, FILM		EA 2
1	36	PADEE	- 5 7 0 6	RN70B2003F	81349	RESISTOR, FIXED, FILM		EA 2
1	37	PADEE	5905-00-769-8529	RL32AD273J	81349	RESISTOR, FIXED, FILM		EA 2
1	38	PADEE	5905-00-503-9581	RN70B1103F	81349	RESISTOR, FIXED, FILM		EA 2

SECTION II

TM11-6625-672-24P

(1) ILLUSTRATION		(2)	(3)	(4)	(5)	(6) DESCRIPTION	(7)	(8)
(a) FIG NO	(b) ITEM NO.	S&P CODE	NATIONAL STOCK NUMBER	PART NUMBER	FORM	USABLE ON CODE	U/M	QTY INC IN UNIT
1	78	XJDEZ		RV1LAXSD102A	01349	RESISTOR, VARIABLE	EA	1
1	79	PADEZ	5961-00-883-5305	2420-652A	01349	TRANSISTOR	EA	1
1	80	XJDDL		2420-651	20569	BOARD ASSEMBLY	EA	1
1	81	PADEZ	5905-00-539-1559	RV4MAY8D253A	01349	RESISTOR, VARIABLE	EA	1
1	82	PADEZ	5961-00-582-7549	1N754A	01349	SEMICONDUCTOR DEVICE, DIODE	EA	1
1	83	PADEZ	5905-00-192-0649	RC2007203J	01349	RESISTOR, FIXED, COMPOSITION	3CL EA	1
1	83	PADEZ	5905-00-171-2004	RC2007223J	01349	RESISTOR, FIXED, COMPOSITION	5C9 EA	1
1	84	PADEZ	5905-249-4193	RC2007752J	01349	RESISTOR, FIXED, COMPOSITION	3CL EA	1
1	84	PADEZ	5905-00-279-3502	RC2007123J	01349	RESISTOR, FIXED, COMPOSITION	5C9 EA	1
1	85	PADEZ	5905-00-552-2265	RV4MAYSD105A	01349	RESISTOR, VARIABLE	EA	1
1	86	PADEZ	5905-00-221-5860	RC2007334K	01349	RESISTOR, FIXED, COMPOSITION	EA	1
1	87	PADEZ	5905-00-767-3205	RL20AD822J	01349	RESISTOR, FIXED, FILM	EA	6

SECTION IV

NATIONAL STOCK NUMBER AND PART NUMBER INDEX

TM11-6625-672-24P

NOTE: LATEST NATIONAL STOCK NUMBER AND PART NUMBER ASSIGNMENTS ARE INCLUDED AT END OF INDEX

STOCK NUMBER	FIG. NO.	ITEM NO.	STOCK NUMBER	FIG. NO.	ITEM NO.
5905-00-044-4115	1	20	5961-00-577-6214	1	66
5905-00-071-2846	1	67	5910-00-576-1623	1	40
5905-00-078-8298	1	18	5905-00-581-7468	1	90
5910-00-082-5071	1	42	5905-00-643-5626	1	69
5960-00-089-5425	1	71	5905-00-646-5706	1	36
5960-00-089-5426	1	59	5355-00-656-1318	1	1
5960-00-089-5432	1	37	5355-00-656-1319	1	6
5905-00-114-5393	1	56	5355-00-656-1322	1	4
5910-00-134-9629	1	32	5905-00-665-4947	1	75
5905-00-135-4325	1	60	5960-00-686-8087	1	68
5905-00-171-2000	1	27	5905-00-691-0195	1	63
5905-00-171-2006	1	26	5325-00-709-1479	1	5
5905-00-190-8887	1	31	5905-00-713-2800	1	48
5905-00-192-0649	1	83	5905-00-767-3205	1	87
5905-00-192-0667	1	34	5905-00-767-7583	1	10
5905-00-195-5514	1	29	5905-00-769-8529	1	37
5905-00-221-5860	1	86	5355-00-771-7871	1	3
5905-00-249-4195	1	84	5905-00-781-8126	1	51
5905-00-252-4018	1	22	5935-00-782-8388	1	98
5935-00-258-5811	1	53	5935-00-814-7347	1	54
5905-00-279-2527	1	52	5910-00-814-7380	1	25
5905-00-503-9581	1	38	5910-00-815-4116	1	15
5905-00-539-1559	1	81	5910-00-822-5683	1	62
5905-00-539-4565	1	9	5910-00-833-9542	1	14
5905-00-539-4967	1	65	5910-00-838-9421	1	21
5905-00-542-9791	1	11	5961-00-852-7549	1	82
5960-00-543-0009	1	55	5905-00-866-0793	1	19
5910-00-543-0833	1	72	5961-00-883-5305	1	79
5905-00-552-2265	1	85	5905-00-892-6480	1	17
5905-00-552-4832	1	16	5905-00-893-9499	1	24
5905-00-552-5478	1	44	5905-00-900-1219	1	77
5935-00-552-7660	1	43	5905-00-905-0259	1	33
5905-00-553-2219	1	49	5905-955-9956	1	30
5910-00-556-9440	1	70	5905-00-975-1262	1	35
5905-00-577-0890	1	41	5905-00-993-5972	1	28

PART NUMBER	FSCM	FIG. NO.	ITEM NO.	PART NUMBER	FSCM	FIG. NO.	ITEM NO.
CC50PH4R7D	81349	1	25	RN70B4421F	81349	1	64
CH05A1MF104K	81349	1	42	RN70B4991F	81349	1	41
CK60AM102M	81349	1	21	RN70B5361F	81349	1	51
CK63AW103M	81349	1	62	RN70B8252F	81349	1	49
CM15C330JN3	81349	1	15	RN70B9761F	81349	1	39
CM15D331JN3	81349	1	14	RN70D1213F	81349	1	67
CM30D332JN3	81349	1	74	RN70D1962F	81349	1	19
CV11A070	81349	1	70	RN70D3571F	81349	1	48
CV11A120	81349	1	72	RN70D4222F	81349	1	28
CV11C450	81349	1	40	RN70D9003F	81349	1	13
CW-123A/U	81349	1	76	RN70D9532F	81349	1	18
C125BN080SP3	81349	1	32	RV1LXSB102A	81349	1	78
MS75008-8	96906	1	73	RV1LXSB252A	81349	1	60
RC20GF152K	81349	1	29	RV1LXSB501A	81349	1	75
RC20GF202J	81349	1	31	RV4NAYS102A	81349	1	44
RC20GF203J	81349	1	83	RV4NAYS105A	81349	1	85
RC20GF224J	81349	1	34	RV4NAYS253A	81349	1	81
RC20GF224K	81349	1	56	RV4NAYS502A	81349	1	69
RC20GF271J	81349	1	26	RV4NAYS504A	81349	1	24
RC20GF334K	81349	1	86	RW57G200	81349	1	30
RC20GF470J	81349	1	22	TYPEGC-90	71450	1	61
RC20GF684K	81349	1	27	UG-625B/U	80058	1	43
RC20GF752J	81349	1	84	X20877-34	28569	1	71
RC32GF101K	81349	1	63	X20877-35	28569	1	99
RC42GF223K	81349	1	52	X20877-36	28569	1	56
RL20AD124J	81349	1	33	1N538	81349	1	66
RL20AD221J	81349	1	77	1N754A	81349	1	82
RL20AD752J	81349	1	10	11505-87	28569	1	1
RL20AD822J	81349	1	87	11505-90	28569	1	4
RL32AD273J	81349	1	37	11505-94	28569	1	6
RL32AD333J	81349	1	35	11505-98	28569	1	3
RN70B1004F	81349	1	9	12AV7	81349	1	55
RN70B1023F	81349	1	65	121-51-11-079	71785	1	54
RN70B1052F	81349	1	50	133-65-10-009	71785	1	58
RN70B1103F	81349	1	38	151-14-20-025	71785	1	68
RN70B1211F	81349	1	11	16375-601	28569	1	23
RN70B1212F	81349	1	16	19912-507	28569	1	45
RN70B2003F	81349	1	36	19912-510	28569	1	12
RN70B2152F	81349	1	17	19915-621	28569	1	2
RN70B3162F	81349	1	47	19915-622	28569	1	7

SECTION IV

NATIONAL STOCK NUMBER AND PART NUMBER INDEX

TM11-6625-672-24P

PART NUMBER	FSCM	FIG. NO.	ITEM NO.	PART NUMBER	FSCM	FIG. NO.
19915-723	28569	1	8	26-4100-16P	02660	1
2N652A	81349	1	79	48-10-101-10	94222	1
2420-651	28569	1	80	51M10000	63743	1
2420-863	28569	1	46			

LATEST NATIONAL STOCK

STOCK NUMBER	FIGURE NO.	
5905-00-018-9653	1	48
5905-00-171-2004	1	83
5905-00-279-3502	1	84
5905-00-988-0142	1	19
5905-00-988-0149	1	28

LATEST PART NUMBER ASSIGNMENTS

PART NUMBER	FSCM	FIGURE NO.	ITEM NO.
RC20GF123J	81349	1	84
RC20GF223J	81349	1	83
RN70D1622F	81349	1	19
RN70D3481F	81349	1	48
RN70D9092F	81349	1	28